

Scaled data based on original data using
LM-79-08 Approved Method: Electrical and Photometric Measurements of Solid-
State Lighting Products

Test Report Prepared for
Cooper Lighting Solutions
(formerly Eaton)

Brand: McGRAW-EDISON

Report Number: P944260

Luminaire Tested: **GALN-SB9A-850-U-5WQ**

Issue Date: 1/21/2025

Test Information

Test Method: LM-79-08
Report Number: P944260
TEST IS SCALED FROM IESNA LM-79-08 TEST DATA (G2-2405-108-1)
Test Lab: INNOVATION CENTER
Issue Date: 1/21/2025
Manufacturer: COOPER LIGHTING SOLUTIONS (FORMERLY EATON)
Product Line: McGRAW-EDISON
Catalog Number: GALN-SB9A-850-U-5WQ
Description: GALLEON AREA AND ROADWAY HIGH DENSITY LED LUMINAIRE
(9) 80 CRI, 5000K, 350mA LIGHTSQUARES WITH 26 LEDS EACH AND TYPE V WIDE OPTICS
Light Source: -
Ballast/Driver: -

Summary

Lumens per Lamp: N/A
Luminaire Lumens: 39531 lumens
Efficiency: N/A
Efficacy: 154.7 lumens/watt
Luminous Opening: Rectangular (W 1.5' x L: 1.5' x H: 0')
IES Classification: Type V - Short
BUG Rating: B5 - U0 - G4

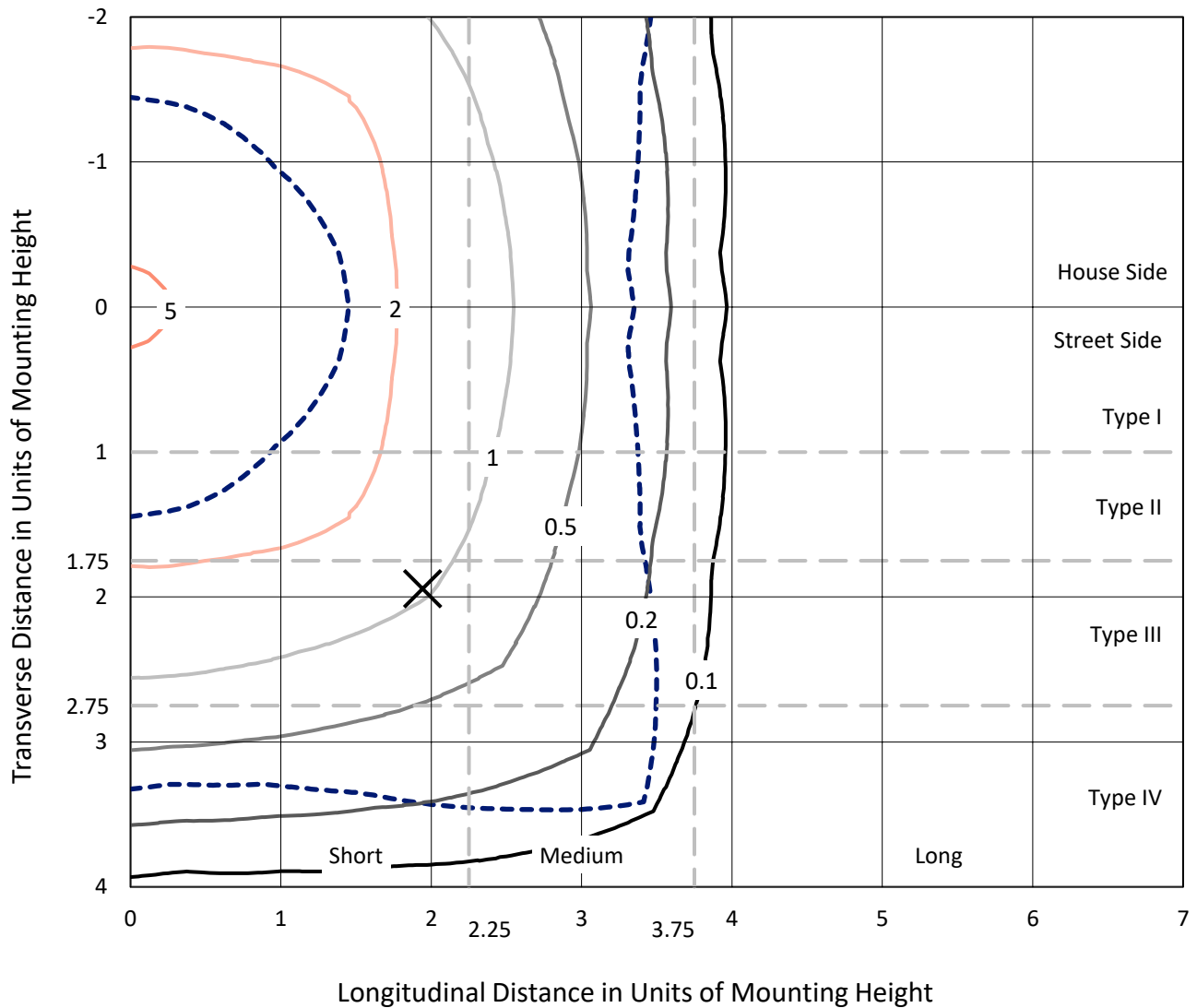
Input Watts (W): 255.5
Input Voltage (V): NR
Input Current (Ain): NR
Voltage Rise (V): NR
Power Factor: NR
Total Harmonic Distortion (THDi): NR
Frequency (hertz): 60
Stabilization Time: NR
Operation Time: NR
Ambient Temperature (°C): NR
Test Distance: 24 FT



REPORT NUMBER: P944260
 CATALOG NUMBER: GALN-SB9A-850-U-5WQ

Iso-Footcandle Lines of Horizontal Illumination

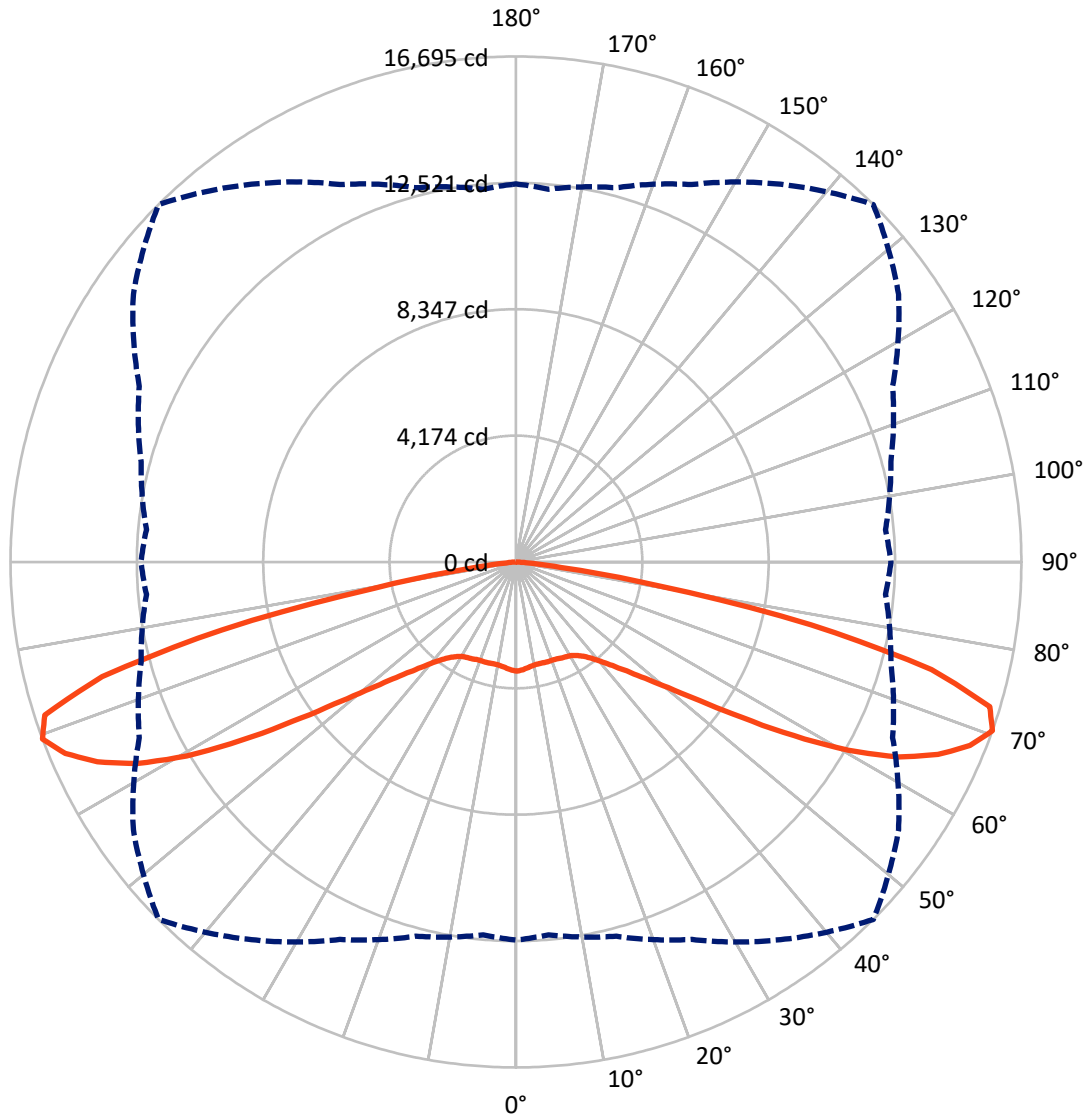
✕ Max cd
 - - - 1/2 Max cd



Based on 25 foot mounting height. Maximum calculated value = 5.8 fc
 Type V - Short - N/A

REPORT NUMBER: P944260
CATALOG NUMBER: GALN-SB9A-850-U-5WQ

Luminous Intensity Polar Plot



— Vertical Plane Through 45-Deg Lateral - - - Horizontal Cone Through 70-Deg Vertical

REPORT NUMBER: P944260

CATALOG NUMBER: GALN-SB9A-850-U-5WQ

FLUX DISTRIBUTION:

		Downward	Upward	Total
House Side	Lumens	19765.5	0.0	19765.5
	% Fixture	50.0	0.0	50.0
Street Side	Lumens	19765.5	0.0	19765.5
	% Fixture	50.0	0.0	50.0
Total	Lumens	39531.0	0.0	39531.0
	% Fixture	100.0	0.0	100.0

ZONAL LUMENS:

Zone	Lumens	% Fixture
0°-10°	335.4	0.8
10°-20°	984.9	2.5
20°-30°	1639.1	4.1
30°-40°	2478.8	6.3
40°-50°	4119.2	10.4
50°-60°	7772.8	19.7
60°-70°	13124.6	33.2
70°-80°	8624.3	21.8
80°-90°	451.8	1.1
90°-100°	0.0	0.0
100°-110°	0.0	0.0
110°-120°	0.0	0.0
120°-130°	0.0	0.0
130°-140°	0.0	0.0
140°-150°	0.0	0.0
150°-160°	0.0	0.0
160°-170°	0.0	0.0
170°-180°	0.0	0.0
0°-90°	39531.0	100.0
0°-180°	39531.0	100.0

Coefficient of Utilization



REPORT NUMBER: P944260

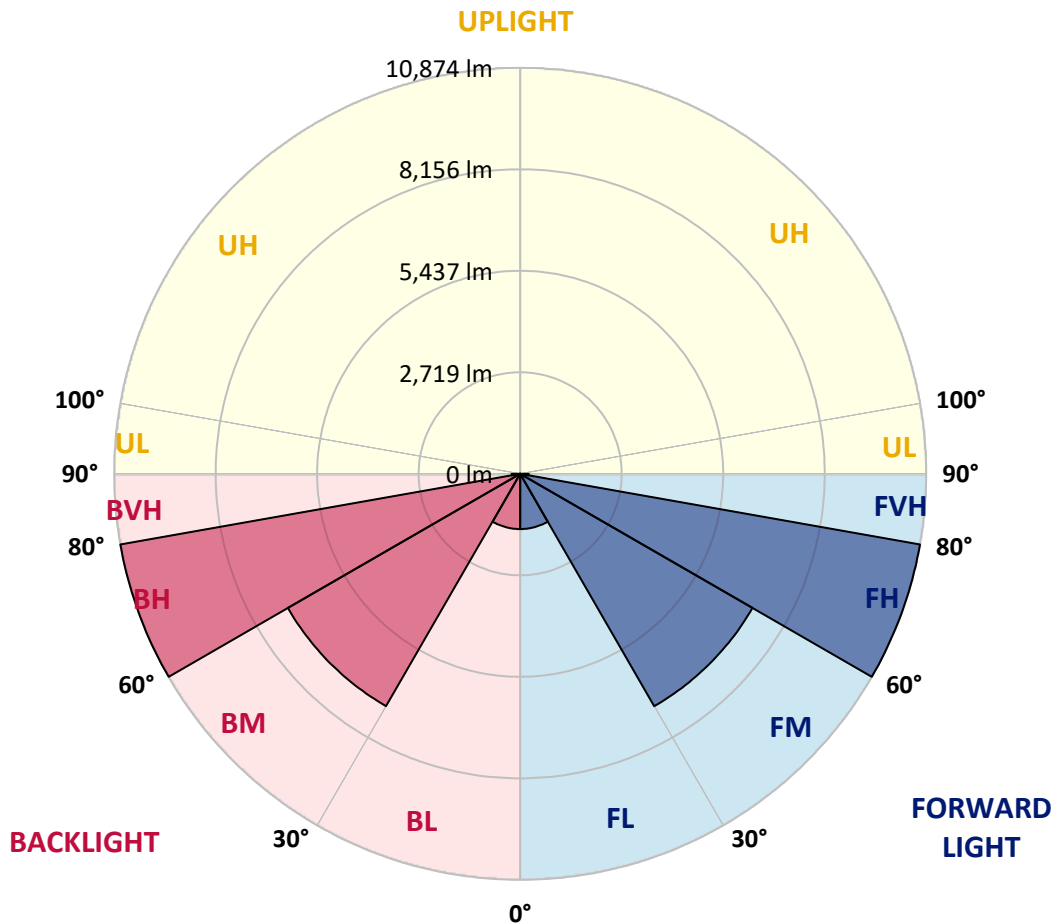
CATALOG NUMBER: GALN-SB9A-850-U-5WQ

LUMINAIRE CLASSIFICATION SYSTEM LUMEN TABLE AND BUG RATING:

Zone	Lumens	% Fixture	Zone Rating/Lumen Limit		
			B	U	G
FL (0°-30°)	1479.7	3.7			
FM (30°-60°)	7185.4	18.2			
FH (60°-80°)	10874.5	27.5			G4/12000
FVH (80°-90°)	225.9	0.6			G3/500
BL (0°-30°)	1479.7	3.7	B3/2500		
BM (30°-60°)	7185.4	18.2	B4/8500		
BH (60°-80°)	10874.5	27.5	B5		G4/12000
BVH (80°-90°)	225.9	0.6			G3/500
UL (90°-100°)	0.0	0.0		U0/0	
UH (100°-180°)	0.0	0.0		U0/0	

BUG Rating: B5-U0-G4

Type V Short



REPORT NUMBER: P944260

CATALOG NUMBER: GALN-SB9A-850-U-5WQ

CANDELA DISTRIBUTION (FULL):

	0°	5°	15°	25°	35°	45°	55°	65°	75°	85°
0°	3606.0	3606.0	3606.0	3606.0	3606.0	3606.0	3606.0	3606.0	3606.0	3606.0
2.5°	3583.4	3593.7	3589.6	3581.4	3581.4	3575.2	3581.4	3585.5	3591.6	3595.7
5°	3536.2	3544.4	3542.3	3536.2	3538.2	3532.1	3536.2	3542.3	3546.4	3548.5
7.5°	3495.1	3503.3	3499.2	3488.9	3488.9	3482.7	3484.8	3491.0	3497.1	3499.2
10°	3484.8	3493.0	3480.7	3464.2	3458.1	3449.9	3451.9	3458.1	3470.4	3476.6
12.5°	3488.9	3495.1	3482.7	3458.1	3451.9	3443.7	3443.7	3449.9	3466.3	3474.5
15°	3501.2	3507.4	3488.9	3462.2	3456.0	3449.9	3447.8	3456.0	3474.5	3488.9
17.5°	3523.8	3530.0	3501.2	3464.2	3456.0	3458.1	3456.0	3462.2	3491.0	3517.7
20°	3544.4	3548.5	3509.5	3464.2	3456.0	3458.1	3456.0	3468.4	3505.3	3542.3
22.5°	3550.5	3554.7	3517.7	3478.6	3472.5	3474.5	3472.5	3484.8	3519.7	3556.7
25°	3552.6	3558.8	3530.0	3499.2	3509.5	3513.6	3509.5	3511.5	3538.2	3571.1
27.5°	3583.4	3591.6	3564.9	3538.2	3544.4	3542.3	3548.5	3554.7	3575.2	3608.1
30°	3647.1	3653.3	3630.7	3604.0	3599.9	3585.5	3604.0	3624.5	3647.1	3675.9
32.5°	3751.9	3764.2	3735.5	3706.7	3688.2	3680.0	3694.4	3729.3	3760.1	3790.9
35°	3926.6	3934.8	3908.1	3854.6	3821.8	3821.8	3834.1	3879.3	3928.6	3967.7
37.5°	4173.1	4183.4	4136.1	4072.4	4023.1	4023.1	4039.6	4086.8	4160.8	4216.3
40°	4473.1	4487.5	4427.9	4362.2	4314.9	4306.7	4327.2	4380.7	4450.5	4520.4
42.5°	4834.7	4851.2	4773.1	4715.6	4678.6	4678.6	4688.9	4738.2	4801.9	4888.2
45°	5297.1	5325.8	5219.0	5161.4	5126.5	5134.7	5140.9	5184.0	5241.6	5340.2
47.5°	5847.7	5876.5	5763.5	5703.9	5697.7	5736.8	5712.1	5742.9	5773.7	5886.8
50°	6472.3	6521.7	6443.6	6439.5	6451.8	6523.7	6466.2	6482.6	6447.7	6519.6
52.5°	7236.7	7308.6	7294.2	7318.9	7456.6	7604.5	7473.0	7415.5	7284.0	7306.6
55°	8163.4	8272.3	8292.8	8440.8	8753.1	9055.1	8775.7	8543.5	8264.1	8212.7
57.5°	9217.4	9303.7	9402.4	9704.4	10288.0	10824.2	10288.0	9774.3	9334.6	9229.8
60°	10351.6	10458.5	10553.0	10998.9	11866.0	12620.1	11849.5	11033.8	10452.3	10310.6
62.5°	11570.1	11707.8	11773.5	12268.7	13279.6	14179.6	13294.0	12305.7	11660.5	11508.5
65°	12739.2	12852.2	12926.2	13454.3	14420.0	15322.0	14485.7	13511.8	12848.1	12648.8
67.5°	13283.7	13345.4	13526.2	14124.1	15143.2	16172.7	15315.8	14187.8	13446.0	13096.7
70°	12486.5	12361.2	12796.8	13754.3	15229.5	16694.6	15426.8	13725.5	12817.3	12250.2
72.5°	9648.9	9433.2	10189.3	11826.9	14243.3	16361.7	14341.9	11919.4	10659.9	9509.2
75°	5249.8	5005.3	6049.1	8120.2	11358.5	14181.6	11619.4	8352.4	6735.4	5210.8
77.5°	1481.4	1389.0	2231.4	3928.6	6831.9	9957.1	7094.9	4014.9	2646.5	1569.8
80°	454.1	439.7	595.9	1183.5	2901.3	4769.0	2788.2	1197.9	758.2	478.7
82.5°	269.2	246.6	295.9	431.5	739.7	1497.9	719.1	450.0	361.6	242.5
85°	154.1	143.8	174.7	209.6	248.6	318.5	207.5	213.7	193.1	129.4
87.5°	63.7	57.5	67.8	65.8	57.5	74.0	55.5	65.8	78.1	51.4
90°	0.0	0.0	0.0	0.0	0.0	0.0	0.0	0.0	0.0	0.0

(END C

90°
3606.0
3593.7
3548.5
3499.2
3476.6
3476.6
3491.0
3517.7
3544.4
3556.7
3569.0
3599.9
3669.7
3778.6
3953.3
4195.7
4497.8
4882.0
5336.1
5853.9
6476.5
7230.5
8132.6
9155.8
10187.3
11385.2
12550.2
13100.9
12385.8
9794.8
5549.8
1744.5
505.5
263.0
135.6
47.3
0.0

OF REPORT)